

2023 Usage Report



Summary

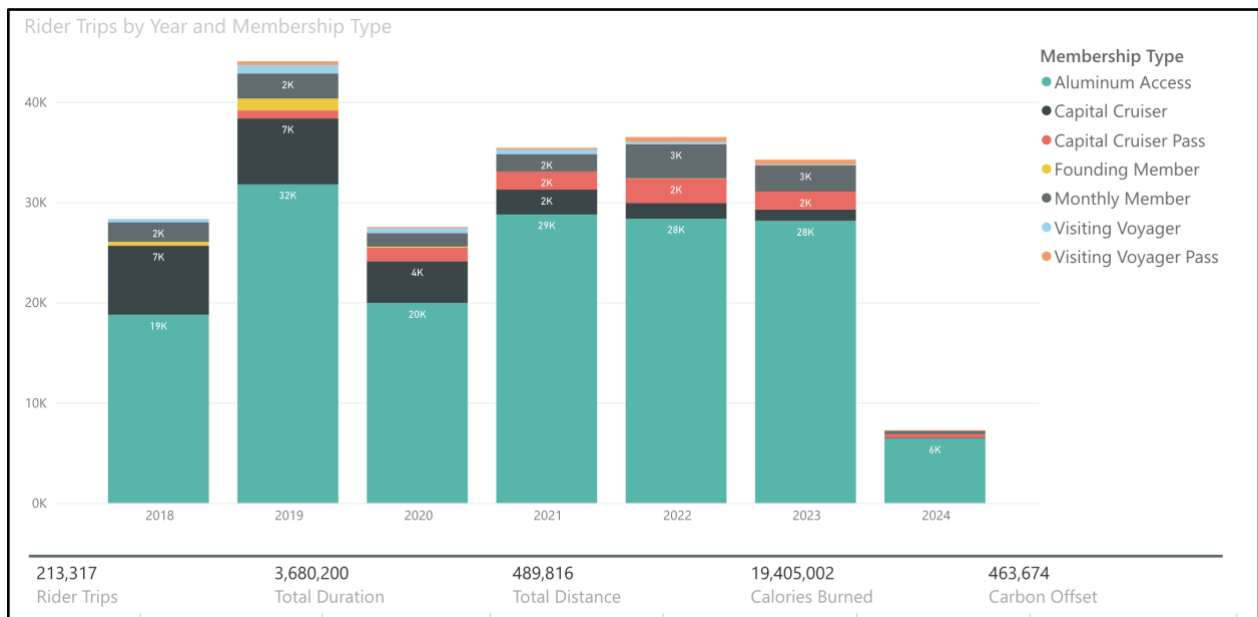
Since 2018, BikeLNK has been Lincoln, NE's bikeshare system, providing 100 classic bikes and 26 ebikes across 21 stations in and around the downtown area for public use. While our stations are centralized around the downtown Lincoln area, they are strategically placed to provide convenient access to a diverse array of individuals in the community. Considering that UNL students make up a large portion of our riders, BikeLNK has three stations on city campus, two on east campus, and one on innovation campus. Our southernmost station is at 13th and "F" Streets, while two more are situated in the Haymarket on the east end of downtown. As Lincoln's only 24/7/365 transportation system, BikeLNK has provided Lincolniters with over 200,000 rides since its inception.

These rides have generated numerous measurable benefits for the Lincoln community. The purpose of this report is to demonstrate the quantitative impact of BikeLNK over its lifetime and within the past year. Data for this report was collected on May 3rd, 2024.

Lifetime Statistics (through April 2024)

- Total Trips: **213,310**
- Estimated Total Mileage: **489,816**
- Estimated Carbon offset (lbs.): **463,674**
- Total Trip duration (min): **3,680,200**
- Total Calories burned: **19,405,002**

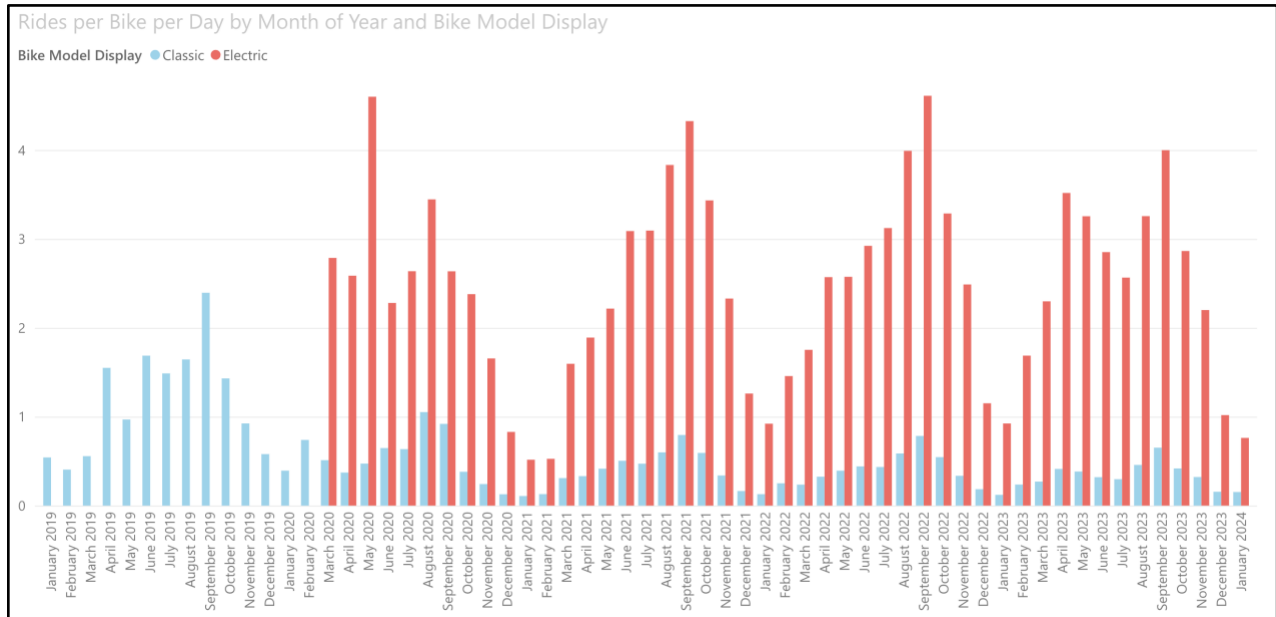
Implemented in April of 2018, BikeLNK has likewise undergone some fluctuations in usage during its lifetime. As the first micromobility facet in Lincoln, the system garnered substantial publicity, leading 2019(so far) to be the highest ridership year in BikeLNK history. Of course, the COVID pandemic deterred many from utilizing public transportation infrastructure in 2020. While the system never quite reached what could be considered pre-COVID levels, it still receives substantial ride counts and proves again and again to be a major asset to the City of Lincoln. The graph below illustrates the annual rider count since inception, as well as the breakdown of rides across various membership types. As a sidenote, in 2022, Lincoln implemented their scootershare program, ScooterLNK, which has added to the range of micromobility options in the city.



E-Bikes

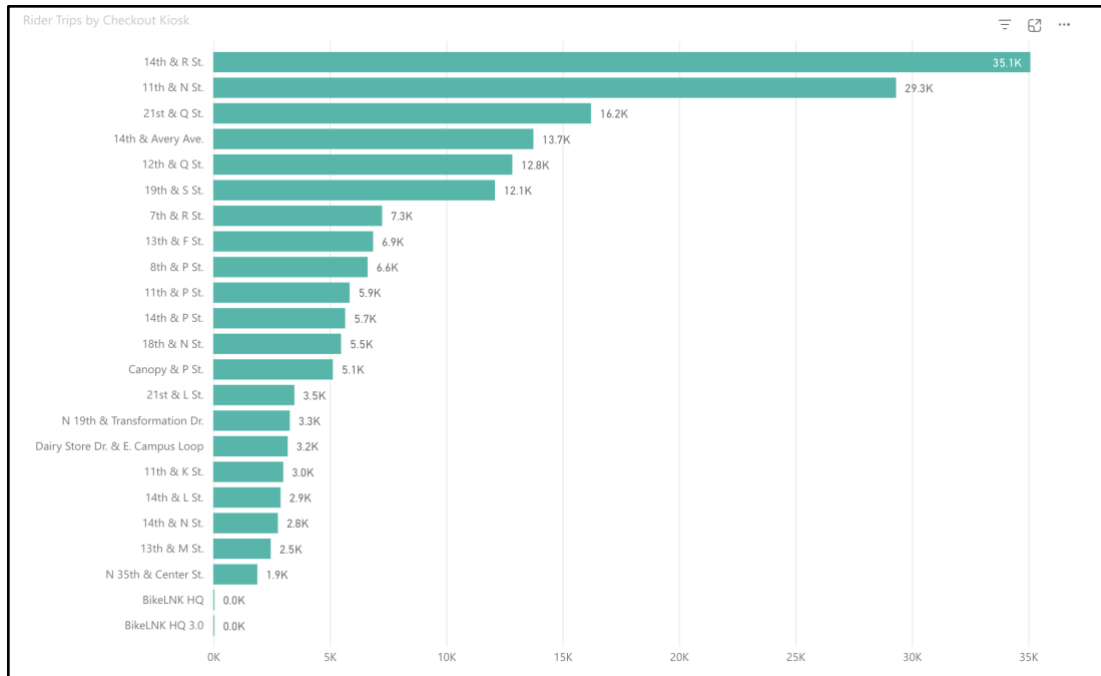
The usage of E-bikes has been increasing steadily since the introduction of 26 to our fleet in 2020. E-bikes are available at no extra charge to anyone with an active BikeLNK

membership of any form, and make for a less-strenuous commute via their pedal-assist technology, which can propel riders up to 20 mph. Climbing steep hills and making longer commutes has never been more accessible! The below graph shows just how popular our E-bikes are compared to our classic models from the inception of the program through January of 2024.



Top Stations

Depending on userbase and location, some stations pick up more rides than others. Our 14th & “R” and 11th & “N” stations are strategically positioned to serve UNL students, and consequently, they experience a significantly higher number of trips compared to the next busiest station. 21st and “Q” is also a very popular station, located near the Billy Wolff Trail and the Jayne Snyder Trail Center. This speaks to a common theme among our riders; utilizing Lincoln’s expansive trails system. Many riders will follow the available trails to distant destinations such as the Great Plains Trails Network Connector Bridge to the south and Holmes Lake to the east. Detailed maps of rider locations for 2023 can be found in the Appendix



2023 Statistics

- **Total Trips: 34,235**
- **Estimated Total Mileage: 74,063**
- **Estimated Carbon offset (lbs.): 69,929**
- **Total Trip duration (min): 530,068**
- **Total Calories burned: 2,926,478**

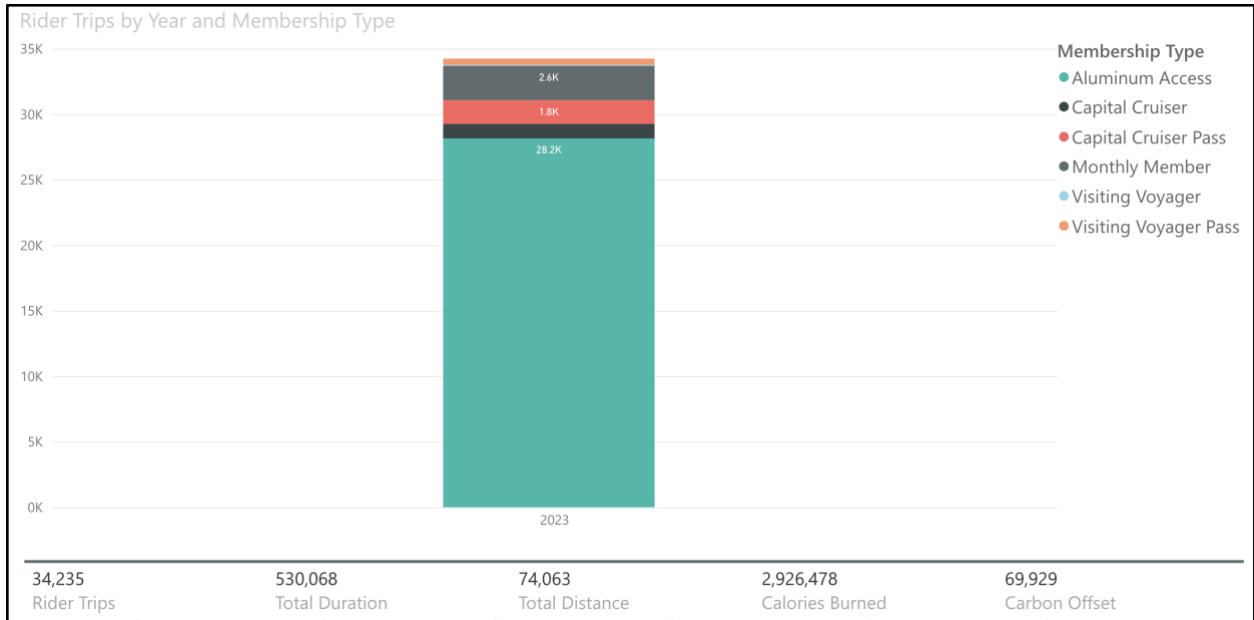
BikeLNK program had a productive year in 2023. The BikeLNK team took on many community outreach, business development, and philanthropic projects. Through Aging Partners, Lincoln's foremost resource for aging Lincolniters, the BikeLNK City Manager hosted 'Bikeshare 101' sessions, which were ride-and-learn sessions tailored for older individuals. The free-and-reduced-cost-pass equity program was also a massive success, providing over 100 Capital Cruiser and Aluminum Access passes to disadvantaged communities via local partners such as the F Street Community Center and the Asian Cultural and Community Center.

As always, these efforts are made possible in part by our many local sponsors.

2023 Sponsors:

*Lincoln Running Company
 Olsson
 The Hub Café
 Felsburg, Holt & Ullevig
 The University of Nebraska-Lincoln*

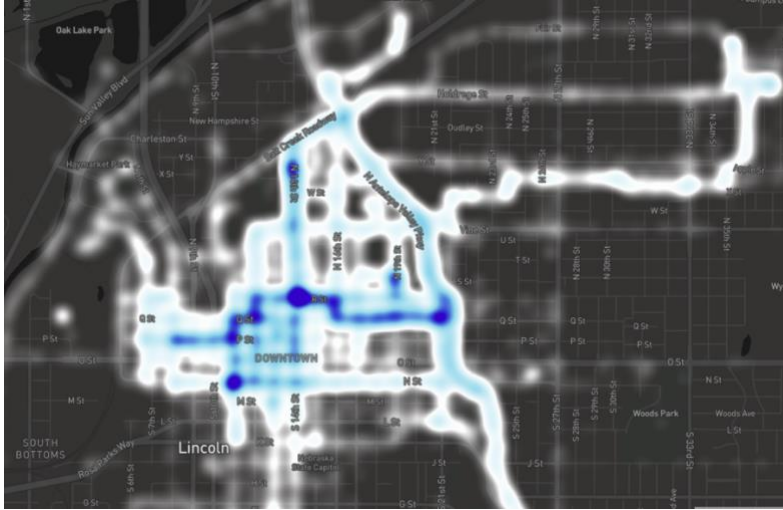
*Healthy Blue
 Nebraska Lottery
 Visit Lincoln
 Lincoln Community Foundation*



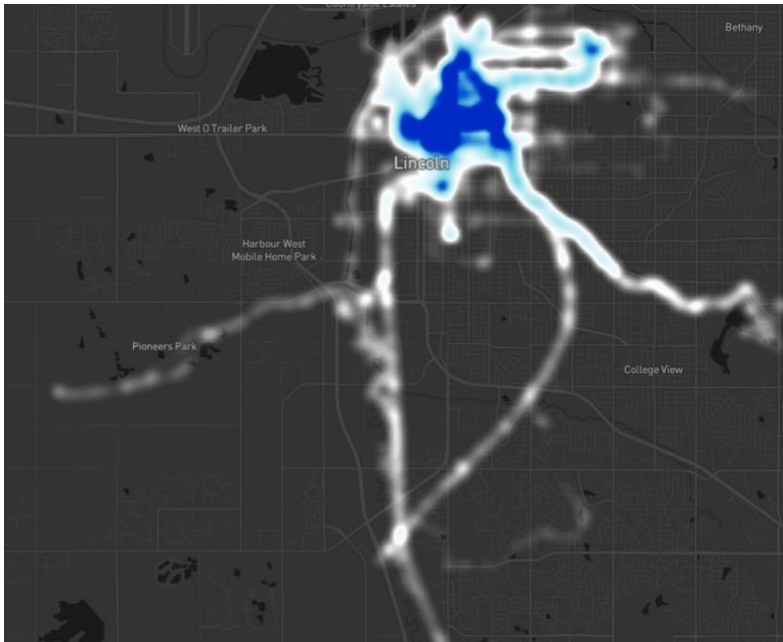
Please reach out to info@bikelnk.com for any comments and questions, and to sign up, visit our website, www.bikelnk.com or any of our kiosks to sign up.

Appendix

These 4 maps represent the frequency of locations visited by riders using BikeLNK during all of 2023. The data shows 170,340 unique data points over 3,109 trips from 247 users.



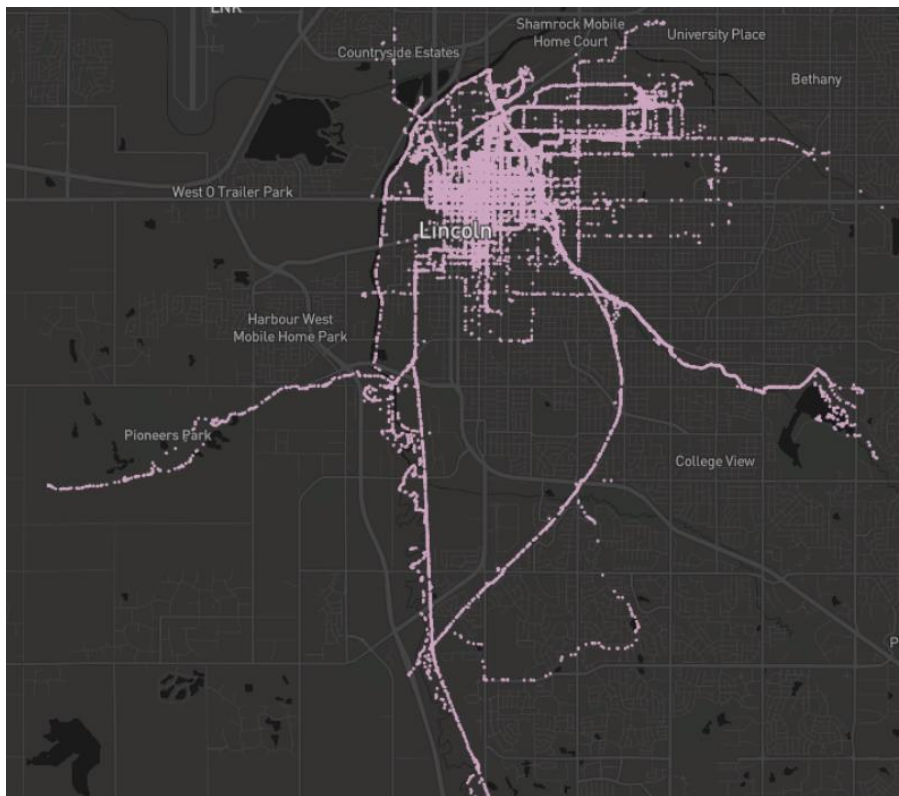
Appendix Figure 1: Downtown Heat Map



Appendix Figure 2: Lincoln Heat Map



Appendix Figure 3: Downtown Point Map



Appendix Figure 4: Lincoln Point Map